


Mailing Address:

P.O. Box 774  
Charlottetown, PE C1A 7L3  
Tel.: (902) 368-5895  
Fax.: (902) 368-6500

Street Address:

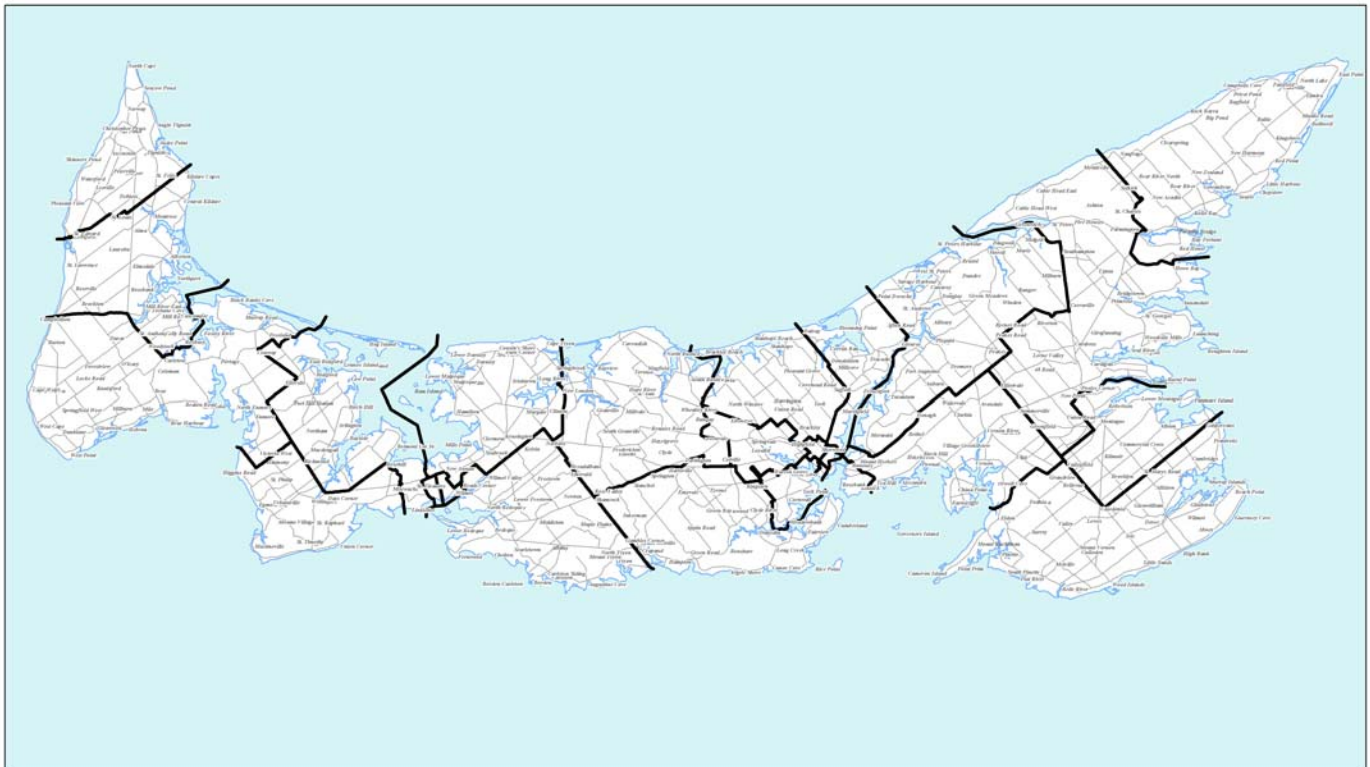
J. Angus MacLean Building  
94 Great George Street  
Charlottetown, PE C1A 4K4  
PEI Toll Free: 1-888-234-8683


[www.electionspei.ca](http://www.electionspei.ca)



---

**REPORT**  
**OF THE**  
**CHIEF ELECTORAL OFFICER**  
**OF**  
**PRINCE EDWARD ISLAND**  
**FOR THE PROVINCIAL GENERAL ELECTION OF**  
**3 OCTOBER 2011**





November 1, 2011

Honourable Carolyn Bertram  
Speaker of the Legislative Assembly  
Province of Prince Edward Island

Dear Madame Speaker:

We have the honour of submitting the Report of the Chief Electoral Officer pursuant to Section 119 of the *Election Act*, R.S.P.E.I. 1988, Cap. E-1.1 on the provincial general election held on Monday, 3 October 2011.

The 27 Writs of Election were issued on Tuesday, 6 September 2011 with Ordinary Polling Day set for Monday, 3 October 2011 assigning our retuning officers across P.E.I. to hold an election in each of their districts. The October 3<sup>rd</sup> election was the first provincial general election held under fixed election dates legislation with the next provincial general election scheduled for 5 October 2015.

Following the 2007 provincial general election an amendment to the Election Act added a third full advance poll day (Friday, September 30, 2011) which resulted in more than 21,000 electors voting prior to Election Day, an increase of more than 3,500 electors above the 2007 provincial election.

Appreciation is expressed to Judy Richard, Manager of Election Operations, Ken Kenny, Western Region Elections Coordinator; Reinvented Inc. (Peter and Johnny Rukavina), our IT support; Linda Allen and George MacDonald, our office support during the election; Mike Fagan and staff at the Document Publishing Centre as well to our 27 Electoral District Returning Officers and their Election Clerks and the numerous election workers who worked at the Advance Polls and Election Day polls. The election process on Prince Edward Island is well served by these dedicated professionals and we truly appreciate all the cooperation and expertise provided to us at Elections P.E.I.

Respectfully submitted,



Lowell Croken  
Chief Electoral Officer



Norma Palmer-Bowers  
Deputy Chief Electoral Officer

**ELECTED MEMBERS  
GENERAL ELECTION  
3 October 2011**

<b>Electoral District</b>	<b>Member of Legislative Assembly</b>		
<b>No. 1 Souris-Elmira</b>	<b>Colin LaVie</b>	<b>(PC)</b>	<b>Souris</b>
<b>No. 2 Georgetown-St. Peters</b>	<b>Steven Myers</b>	<b>(PC)</b>	<b>Cardigan RR 3</b>
<b>No. 3 Montague-Kilmuir</b>	<b>Allen Roach</b>	<b>(LIB)</b>	<b>Montague</b>
<b>No. 4 Belfast-Murray River</b>	<b>Charlie McGeoghegan</b>	<b>(LIB)</b>	<b>Belfast RR 1</b>
<b>No. 5 Vernon River-Stratford</b>	<b>Alan McIsaac</b>	<b>(LIB)</b>	<b>Mermaid</b>
<b>No. 6 Stratford-Kinlock</b>	<b>James Aylward</b>	<b>(PC)</b>	<b>Stratford</b>
<b>No. 7 Morell-Mermaid</b>	<b>Olive Crane</b>	<b>(PC)</b>	<b>Mt. Stewart RR 2</b>
<b>No. 8 Tracadie-Hillsborough Park</b>	<b>Buck Watts</b>	<b>(LIB)</b>	<b>Grand Tracadie</b>
<b>No. 9 York-Oyster Bed</b>	<b>Robert Vessey</b>	<b>(LIB)</b>	<b>York RR 1</b>
<b>No. 10 Charlottetown-Sherwood</b>	<b>Robert Mitchell</b>	<b>(LIB)</b>	<b>Charlottetown</b>
<b>No. 11 Charlottetown-Parkdale</b>	<b>Doug Currie</b>	<b>(LIB)</b>	<b>Charlottetown</b>
<b>No. 12 Charlottetown-Victoria Park</b>	<b>Richard Brown</b>	<b>(LIB)</b>	<b>Charlottetown</b>
<b>No. 13 Charlottetown-Brighton</b>	<b>Robert Ghiz</b>	<b>(LIB)</b>	<b>Charlottetown</b>
<b>No. 14 Charlottetown-Lewis Point</b>	<b>Kathleen Casey</b>	<b>(LIB)</b>	<b>Charlottetown</b>
<b>No. 15 West Royalty-Springvale</b>	<b>Bush Dumville</b>	<b>(LIB)</b>	<b>Charlottetown</b>
<b>No. 16 Cornwall-Meadowbank</b>	<b>Ron MacKinley</b>	<b>(LIB)</b>	<b>Cornwall</b>
<b>No. 17 Kellys Cross-Cumberland</b>	<b>Valerie Docherty</b>	<b>(LIB)</b>	<b>Elmwood</b>
<b>No. 18 Rustico-Emerald</b>	<b>Carolyn Bertram</b>	<b>(LIB)</b>	<b>Hazel Grove</b>
<b>No. 19 Borden-Kinkora</b>	<b>George Webster</b>	<b>(LIB)</b>	<b>Kinkora RR 1</b>
<b>No. 20 Kensington-Malpeque</b>	<b>Wes Sheridan</b>	<b>(LIB)</b>	<b>Sea View</b>
<b>No. 21 Summerside-Wilmot</b>	<b>Janice Sherry</b>	<b>(LIB)</b>	<b>Summerside</b>
<b>No. 22 Summerside-St. Eleanors</b>	<b>Gerard Greenan</b>	<b>(LIB)</b>	<b>Summerside</b>
<b>No. 23 Tyne Valley-Linkletter</b>	<b>Paula Biggar</b>	<b>(LIB)</b>	<b>Ellerslie-Bideford</b>
<b>No. 24 Evangeline-Miscouche</b>	<b>Sonny Gallant</b>	<b>(LIB)</b>	<b>Miscouche</b>
<b>No. 25 O'Leary-Inverness</b>	<b>Robert Henderson</b>	<b>(LIB)</b>	<b>Freeland</b>
<b>No. 26 Alberton-Roseville</b>	<b>Pat Murphy</b>	<b>(LIB)</b>	<b>Alberton</b>
<b>No. 27 Tignish-Palmer Road</b>	<b>Hal Perry</b>	<b>(PC)</b>	<b>Tignish</b>

**PROVINCIAL TOTALS**

<b>Number Confirmed Electors</b>	<b>Number Ballots cast</b>	<b>% of Ballots Cast</b>	<b>Number Ballots Rejected</b>	<b>% of Ballots Rejected</b>
<b>97,967</b>	<b>74,977</b>	<b>76.53</b>	<b>401</b>	<b>0.53</b>

**PARTY TOTALS**

<b>GREEN PARTY OF PEI</b> Voted Received <b>3,254</b>	<b>% of Vote</b> <b>4.33</b>
<b>INDEPENDENT CANDIDATE</b> Voted Received <b>15</b>	<b>% of Vote</b> <b>0.02</b>
<b>ISLAND PARTY</b> Voted Received <b>687</b>	<b>% of Vote</b> <b>0.92</b>
<b>LIBERAL PARTY OF PEI</b> Voted Received <b>38,315</b>	<b>% of Vote</b> <b>51.1</b>
<b>NDP of PEI</b> Voted Received <b>2,355</b>	<b>% of Vote</b> <b>3.14</b>
<b>PC PARTY OF PEI</b> Voted Received <b>29,950</b>	<b>% of Vote</b> <b>39.96</b>

**ELECTED**

<b>Green Party of PEI</b>	<b>0</b>
<b>Independent Candidate</b>	<b>0</b>
<b>Island Party</b>	<b>0</b>
<b>Liberal Party of PEI</b>	<b>22</b>
<b>NDP of PEI</b>	<b>0</b>
<b>PC Party of PEI</b>	<b>5</b>
<b>Total</b>	<hr/> <b>27</b>

**DECLARATION DAY RESULTS**

ELECTORAL DISTRICT	NAME OF CANDIDATE	NUMBER ENUMERATED	BALLOTS CAST	% BALLOTS CAST	BALLOTS REJECTED	% REJECTED	VOTES RECEIVED	% VOTES RECEIVED	MAJORITY
<b>No. 1</b> <b>Souris - Elmira</b>	<b>Campbell, Allan (LIB)</b>	3,112	2,684	86.25	4	0.15	1,272	47.39	30
	<b>Lavie, Colin (PC)</b> <b>MacGregor, Jason (IP)</b>						1,302 106	48.51 3.95	
<b>No. 2</b> <b>Georgetown - St. Peters</b>	<b>Cantelo, Ray (IP)</b>	3,542	2,972	83.91	17	0.57	32	1.08	361
	<b>Dunphy, Jane (NDP)</b>						87	2.93	
	<b>Furness, Jason (GP)</b>						47	1.58	
	<b>Gotell, Kevin (LIB)</b> <b>Myers, Steven (PC)</b>						1,214 1,575	40.85 52.99	
<b>No. 3</b> <b>Montague - Kilmuir</b>	<b>Cann, Billy (IP)</b>	3,132	2,446	78.10	26	1.06	200	8.18	123
	<b>Farrell, Greg (PC)</b>						1,004	41.05	
	<b>Roach, Allen (LIB)</b>						1,127	46.08	
	<b>Young, Vanessa (GP)</b>						89	3.64	
<b>No. 4</b> <b>Belfast - Murray River</b>	<b>Burhoe, John (GP)</b>	3,146	2,486	79.02	11	0.44	114	4.59	8
	<b>Clarey, Andy (IP)</b>						99	3.98	
	<b>Compton, Darlene (PC)</b>						1,127	45.33	
	<b>McGeoghegan, Charlie (LIB)</b>						1,135	45.66	
<b>No. 5</b> <b>Vernon River - Stratford</b>	<b>McInnis, Mary Ellen (PC)</b>	3,373	2,607	77.29	12	0.46	1,054	40.43	257
	<b>McIsaac, Alan (LIB)</b>						1,311	50.29	
	<b>Perry, Edith (NDP)</b>						111	4.26	
	<b>Pirch, Marion (GP)</b>						119	4.56	
<b>No. 6</b> <b>Stratford - Kinlock</b>	<b>Aylward, James (PC)</b>	4,702	3,650	77.63	16	0.44	2,020	55.34	779
	<b>Dunsford, Cynthia (LIB)</b>						1,241	34.00	
	<b>Killorn, Donald (GP)</b>						168	4.60	
	<b>Van Ouwerkerk, Chris (NDP)</b>						205	5.62	
<b>No. 7</b> <b>Morell - Mermaid</b>	<b>Crane, Olive (PC)</b>	3,217	2,840	88.28	11	0.39	1,649	58.06	616
	<b>Lanther, Darcie (GP)</b>						114	4.01	
	<b>MacDonald, Dan (LIB)</b>						1,033	36.37	
	<b>Nowe, Roger James (IP)</b>						33	1.16	

**DECLARATION DAY RESULTS**

ELECTORAL DISTRICT	NAME OF CANDIDATE	NUMBER ENUMERATED	BALLOTS CAST	% BALLOTS CAST	BALLOTS REJECTED	% REJECTED	VOTES RECEIVED	% VOTES RECEIVED	MAJORITY
<b>No. 8</b> Tracadie - Hillsborough Park	Chipman, Gary (IP) Kelly, Glen (PC) Kelly, Ron (NDP) Larouche, Helene (GP) Watts, Buck (LIB)	3,710	2,701	72.80	14	0.52	18 1,136 136 93 1,304	0.67 42.06 5.04 3.44 48.28	
<b>No. 9</b> York - Oyster Bed	Clement, Janet (GP) Murphy, Martie (PC) Rodd, James (NDP) Vessey, Robert (LIB)	4,537	3,609	79.55	14	0.39	122 1,235 250 1,988	3.38 34.22 6.93 55.08	753
<b>No. 10</b> Charlottetown - Sherwood	Gillis, Mike (PC) Jones, Sarah (GP) Mitchell, Robert (LIB) Murphy, Kat (NDP)	3,676	2,862	77.86	10	0.35	1,060 127 1,538 127	37.04 4.44 53.74 4.44	478
<b>No. 11</b> Charlottetown - Parkdale	Currie, Doug (LIB) Flynn, Bernie (PC) Knockwood, Eliza (GP) Pauley, Noel (NDP)	3,333	2,459	73.78	14	0.57	1,510 665 152 118	61.41 27.04 6.18 4.80	845
<b>No. 12</b> Charlottetown - Victoria Park	Brown, Richard (LIB) Jackson, Rita (NDP) Labchuk, Sharon (GP) MacKinnon, Myles (PC) Stewart, Philip (IP)	3,168	2,187	69.03	19	0.87	1,112 177 278 582 19	50.85 8.09 12.71 26.61 0.87	530
<b>No. 13</b> Charlottetown - Brighton	Clements, Linda (PC) Ghiz, Robert (LIB) LeClerc, Trevor John (NDP) Schoales, Elizabeth (GP)	3,042	2,355	77.42	14	0.59	699 1,228 176 238	29.68 52.14 7.47 10.11	529
<b>No. 14</b> Charlottetown - Lewis Point	Casey, Kathleen (LIB) Kelly, Parnell (PC) Robichaud, Jacque (NDP) Sanderson, Charles (GP)	3,905	2,734	70.01	21	0.77	1,411 895 275 132	51.61 32.74 10.06 4.83	516

**DECLARATION DAY RESULTS**

ELECTORAL DISTRICT	NAME OF CANDIDATE	NUMBER ENUMERATED	BALLOTS CAST	% BALLOTS CAST	BALLOTS REJECTED	% REJECTED	VOTES RECEIVED	% VOTES RECEIVED	MAJORITY
<b>No. 15</b> West Royalty - Springvale	Bowness, Gary (PC)	4,176	3,145	75.31	27	0.86	1,369	43.53	63
	Dunville, Bush (LIB)						1,432	45.53	
	Vaine, Liz (GP)						151	4.80	
	Want, Andrew (NDP)						166	5.28	
<b>No. 16</b> Cornwall -Meadowbank	Ballagh, Allieanna (GP)	3,770	2,678	71.03	21	0.78	172	6.42	930
	Gallant, Jay (IP)						43	1.61	
	Hogan, Larry (PC)						756	28.23	
	MacKinley, Ron (LIB)						1,686	62.96	
<b>No. 17</b> Kellys Cross - Cumberland	Auld, Neila (PC)	4,229	3,279	77.54	6	0.18	960	29.28	808
	Bevan-Baker, Peter (GP)						306	9.33	
	Cousins, Jesse Reddin (NDP)						182	5.55	
	Docherty, Valerie (LIB)						1,768	53.92	
	MacKenzie, Arthur C. (SR.) (IND)						15	0.46	
	Smitz, Paul (IP)						42	1.28	
<b>No. 18</b> Rustico - Emerald	Bertram, Carolyn (LIB)	3,867	3,043	78.69	17	0.56	1,498	49.23	157
	Trivers, Brad (PC)						1,341	44.07	
	Wagner, Ron (GP)						187	6.15	
<b>No. 19</b> Borden - Kinkora	Fox, Jamie (PC)	4,145	3,227	77.85	9	0.28	1,468	45.49	122
	Leggott, Conor (GP)						160	4.96	
	Webster, George (LIB)						1,590	49.27	
<b>No. 20</b> Kensington - Malpeque	Hunter, George S. (NDP)	4,275	3,196	74.76	13	0.41	198	6.20	655
	Lamont, Wilber (PC)						1,165	36.45	
	Sheridan, Wes (LIB)						1,820	56.95	
<b>No. 21</b> Summerside - Wilmot	Abbott, Rosalyn (GP)	3,874	2,532	65.36	8	0.32	205	8.10	445
	Cameron, Shirley Anne (PC)						937	37.01	
	Sherry, Janice (LIB)						1,382	54.58	

**DECLARATION DAY RESULTS**

ELECTORAL DISTRICT	NAME OF CANDIDATE	NUMBER ENUMERATED	BALLOTS CAST	% BALLOTS CAST	BALLOTS REJECTED	% REJECTED	VOTES RECEIVED	% VOTES RECEIVED	MAJORITY
<b>No. 22 Summerside - St. Eleanors</b>	<b>Adams, Caleb (GP)</b>	4,343	2,769	63.76	14	0.51	145	5.24	389
	<b>Cormier, Merlin (PC)</b>						1,037	37.45	
	<b>Greenan, Gerard (LIB)</b>						1,426	51.50	
	<b>Halupa, Paulette (NDP)</b>						147	5.31	
<b>No. 23 Tyne Valley - Linkletter</b>	<b>Biggar, Paula (LIB)</b>	3,436	2,463	71.68	36	1.46	1,390	56.44	353
	<b>Henwood, Jim (PC)</b>						1,037	42.10	
<b>No. 24 Evangeline - Miscouche</b>	<b>Arsenault, Arthur (IP)</b>	2,634	2,236	84.89	6	0.27	26	1.16	1,304
	<b>Arsenault, Edgar (PC)</b>						418	18.69	
	<b>Gallant, Sonny (LIB)</b>						1,722	77.01	
	<b>Hotte, Melissa (GP)</b>						64	2.86	
<b>No. 25 O'Leary - Inverness</b>	<b>Henderson, Robert (LIB)</b>	3,293	2,596	78.83	18	0.69	1,431	55.12	284
	<b>MacDonald, Daniel (PC)</b>						1,147	44.18	
<b>No. 26 Alberton - Roseville</b>	<b>Gallant, Mitch (IP)</b>	3,450	2,867	83.10	12	0.42	43	1.50	467
	<b>Gordon, David (PC)</b>						1,137	39.66	
	<b>Murphy, Pat (LIB)</b>						1,604	55.95	
	<b>O'Meara, Gerald (GP)</b>						71	2.48	
<b>No. 27 Tignish - Palmer Road</b>	<b>LeClair, Neil (LIB)</b>	2,880	2,354	81.74	11	0.47	1,142	48.51	33
	<b>Perry, Hal (PC)</b>						1,175	49.92	
	<b>Peters, Derek D. (IP)</b>						26	1.10	

**No. 1 Souris - Elmira**

**Returning Officer: Michael J. Clinton**

No.	POLLING DIVISION	CONFIRMED ELECTORS	BALLOTS CAST FOR CANDIDATES				Rejected Ballots
			(LIB) ALLAN CAMPBELL	(PC) COLIN LAVIE	(IP) JASON MACGREGOR		
*	Advance Poll		432	418	31	0	
1	North Lake	295	84	80	20	0	
2	Red Point	298	90	108	12	1	
3	Chepstow	330	69	93	5	0	
4	Souris East	289	72	85	1	0	
5	Souris	332	66	83	3	0	
6	Souris River	284	77	60	2	0	
7	Souris West	317	95	91	7	1	
8	New Zealand	307	84	78	9	0	
9	St. Charles	312	99	79	11	2	
10	Fortune	348	104	127	5	0	
<b>TOTALS</b>		<b>3,112</b>	<b>1,272</b>	<b>1,302</b>	<b>106</b>	<b>4</b>	

\* Includes the count for the Advance Poll, Mobile Poll, Hospitals and Mail-in Ballots

**No. 2 Georgetown - St. Peters**  
**Returning Officer: Ronald J. MacDonald**

		BALLOTS CAST FOR CANDIDATES										
No.	POLLING DIVISION	CONFIRMED ELECTORS	(IP) RAY CANTELO	(NDP) JANE DUNPHY	(GP) JASON FURNESS	(LIB) KEVIN GOTELL	(PC) STEVEN MYERS	Rejected Ballots				
*	Advance Poll		4	23	10	286	375	2				
1	Cable Head	339	2	11	9	110	142	2				
2	Five Houses	348	5	5	2	92	129	1				
3	Dundas	302	2	9	1	106	96	2				
4	Glenfanning	330	6	3	1	64	68	0				
5	Launching	358	3	8	8	71	141	0				
6	Head of Cardigan	357	1	7	2	89	130	1				
7	Baldwins Road	368	2	4	2	64	111	1				
8	Victoria Cross	397	1	5	5	88	117	5				
9	Georgetown North	354	4	7	2	116	127	0				
10	Georgetown South	389	2	5	5	128	139	3				
<b>TOTALS</b>		<b>3,542</b>	<b>32</b>	<b>87</b>	<b>47</b>	<b>1,214</b>	<b>1,575</b>	<b>17</b>				

\* Includes the count for the Advance Poll, Mobile Poll, Hospitals and Mail-in Ballots

**No. 3 Montague - Kilmuir  
Returning Officer: Bob C. Thorne**

No.	POLLING DIVISION	CONFIRMED ELECTORS	BALLOTS CAST FOR CANDIDATES						Rejected Ballots
			(IP) BILLY CANN	(PC) GREG FARRELL	(LIB) ALLEN ROACH	(GP) VANESSA YOUNG			
*	Advance Poll		69	386	428	28	6		
1	Brudenell	292	16	57	109	3	2		
2	North Montague	360	12	71	58	6	2		
3	West Montague	328	2	47	70	8	3		
4	Central Montague	416	8	45	44	8	1		
5	South Montague	322	11	54	74	10	0		
6	Valleyfield	362	16	82	96	9	6		
7	Lower Montague	341	21	77	80	4	1		
8	Brooklyn	375	18	98	88	8	4		
9	Sturgeon	336	27	87	80	5	1		
<b>TOTALS</b>		<b>3,132</b>	<b>200</b>	<b>1,004</b>	<b>1,127</b>	<b>89</b>	<b>26</b>		

\* Includes the count for the Advance Poll, Mobile Poll, Hospitals and Mail-in Ballots

**No. 4 Belfast - Murray River**  
**Returning Officer: Shirley B. Allen**

No.	POLLING DIVISION	CONFIRMED ELECTORS	BALLOTS CAST FOR CANDIDATES					Rejected Ballots
			(GP) JOHN BURHOE	(IP) ANDY CLAREY	(PC) DARLENE COMPTON	(LIB) CHARLIE MCGEOGHEGAN		
*	Advance Poll		24	15	234	197	1	
1	Mount Buchanan	347	13	5	102	110	1	
2	Iona	339	8	3	87	96	1	
3	Flat River	362	11	2	94	95	0	
4	Lewes	288	10	7	71	70	0	
5	Wood Islands	264	11	7	83	51	0	
6	Murray River North	320	7	13	83	109	4	
7	Murray Harbour North	299	8	13	103	103	0	
8	Abney	274	5	9	83	106	2	
9	Murray River South	312	7	18	96	91	1	
10	Beach Point	341	10	7	91	107	1	
	<b>TOTALS</b>	<b>3,146</b>	<b>114</b>	<b>99</b>	<b>1,127</b>	<b>1,135</b>	<b>11</b>	

\* Includes the count for the Advance Poll, Mobile Poll, Hospitals and Mail-in Ballots

Note:

Official Results for Electoral District No. 4 Belfast - Murray River are pursuant to a Petition filed by Darlene Compton, dated on October 12, 2011, for a recount of votes cast.

The Honourable Chief Provincial Court Judge John R. A. Douglas held the recount on Wednesday, October 19, 2011 in the presence of the Returning Officer, Election Clerk, Darlene Compton, Charlie McGeoghegan and their representatives in Charlottetown. The recount confirmed that Charlie McGeoghegan won by a margin of 8 votes.

**No. 5 Vernon River - Stratford**  
**Returning Officer: Mary (Marie) J. Curran**

No.	POLLING DIVISION	CONFIRMED ELECTORS	BALLOTS CAST FOR CANDIDATES						Rejected Ballots
			(PC) MARY ELLEN MCINNIS	(LIB) ALAN MCISAAC	(NDP) EDITH PERRY	(GP) MARION PIRCH			
*	Advance Poll		221	271	18	22		2	
1	Bunbury	389	83	148	15	13		0	
2	Reeves Estates	355	50	78	16	6		4	
3	Hazelbrook	345	102	105	9	7		1	
4	Clearview Estates	361	74	111	7	14		2	
5	Alexandra	338	70	120	8	8		0	
6	Pownal	362	97	103	11	10		1	
7	Hermitage	339	98	102	9	16		0	
8	Cherry Valley	290	115	74	8	2		0	
9	Millview	303	70	107	6	13		0	
10	Kinross	291	74	92	4	8		2	
<b>TOTALS</b>		<b>3,373</b>	<b>1,054</b>	<b>1,311</b>	<b>111</b>	<b>119</b>		<b>12</b>	

\* Includes the count for the Advance Poll, Mobile Poll, Hospitals and Mail-in Ballots

**No. 6 Stratford - Kinlock**  
**Returning Officer: Alma M. Birt**

No.	POLLING DIVISION	CONFIRMED ELECTORS	BALLOTS CAST FOR CANDIDATES						Rejected Ballots
			(PC) JAMES AYLWARD	(LIB) CYNTHIA DUNSFORD	(GP) DONALD KILLORN	(NDP) CHRIS VAN OUWERKERK			
*	Advance Poll		636	421	31	54		5	
1	Hopeton Road	379	76	56	9	5		2	
2	Mason Road	564	154	112	9	27		2	
3	Sunnyside Drive	230	50	37	3	10		1	
4	Barkley Drive	319	100	48	6	9		0	
5	Glen Stewart Drive	485	124	90	6	25		1	
6	Millbrook Drive	326	127	45	10	17		0	
7	Battery Point	408	140	81	13	9		0	
8A	Radcliffe Drive	328	106	64	16	14		0	
8B	Radcliffe Drive	330	98	47	6	6		1	
9	Keppoch	428	141	83	25	5		2	
10	Kinlock West	463	156	76	15	7		0	
11	Kinlock East	442	112	81	19	17		2	
<b>TOTALS</b>		<b>4,702</b>	<b>2,020</b>	<b>1,241</b>	<b>168</b>	<b>205</b>		<b>16</b>	

\* Includes the count for the Advance Poll, Mobile Poll, Hospitals and Mail-in Ballots

**No. 7 Morell - Mermaid  
Returning Officer: Vince J. Murnaghan**

No.	POLLING DIVISION	CONFIRMED ELECTORS	BALLOTS CAST FOR CANDIDATES					Rejected Ballots
			(PC) OLIVE CRANE	(GP) DARCIE LANTHIER	(LIB) DAN MACDONALD	(IP) ROGER JAMES NOWE		
*	Advance Poll		443	17	238	9	3	
1	Mount Herbert	529	146	30	168	2	3	
2	Johnstons River	337	105	12	110	4	0	
3	Glenfinnan	324	125	11	106	1	0	
4	Fort Augustus	286	102	7	67	1	0	
5	Peakes	295	107	8	45	6	0	
6	Mount Stewart	304	112	12	49	1	1	
7	Savage Harbour	277	131	2	44	3	1	
8	Green Meadows	287	118	10	63	3	0	
9	Coffin Road	269	136	3	85	1	2	
10	Milburn	309	124	2	58	2	1	
<b>TOTALS</b>		<b>3,217</b>	<b>1,649</b>	<b>114</b>	<b>1,033</b>	<b>33</b>	<b>11</b>	

\* Includes the count for the Advance Poll, Mobile Poll, Hospitals and Mail-in Ballots

**No. 8 Tracadie - Hillsborough Park**  
**Returning Officer: Ethan W. Garrett**

No.	POLLING DIVISION	CONFIRMED ELECTORS	BALLOTS CAST FOR CANDIDATES							Rejected Ballots
			(IP) GARY CHIPMAN	(PC) GLEN KELLY	(NDP) RON KELLY	(GP) HELENE LAROUICHE	(LIB) BUCK WATTS			
*	Advance Poll		3	292	26	13	289	3		
1	Oakwood Crescent	340	0	66	10	6	64	1		
2	Westridge Crescent	264	0	71	20	5	62	0		
3	Glenthorne Avenue	389	0	74	21	13	105	1		
4	Southdale Avenue	266	1	47	10	4	78	1		
5	Queen Elizabeth Hospital	360	4	74	11	6	61	1		
6	Andrews Court	386	0	88	8	6	72	0		
7	Heartz Road	342	4	62	8	11	98	1		
8	Jenkins Road	251	1	79	6	4	55	0		
9	Bedford Station	382	1	97	6	9	127	2		
10	Grand Tracadie	401	2	87	7	10	184	1		
11	Tracadie Cross	329	2	99	3	6	109	3		
<b>TOTALS</b>		<b>3,710</b>	<b>18</b>	<b>1,136</b>	<b>136</b>	<b>93</b>	<b>1,304</b>	<b>14</b>		

\* Includes the count for the Advance Poll, Mobile Poll, Hospitals and Mail-in Ballots

**No. 9 York - Oyster Bed  
Returning Officer: Frank D. Morrison**

No.	POLLING DIVISION	CONFIRMED ELECTORS	BALLOTS CAST FOR CANDIDATES					Rejected Ballots
			(GP) JENET CLEMENT	(PC) MARTIE MURPHY	(NDP) JAMES RODD	(LIB) ROBERT VESSEY		
*	Advance Poll		7	256	33	497	2	
1	Brackley Beach	316	10	64	16	96	0	
2	Oyster Bed Bridge	363	4	71	23	118	2	
3	Brackley Point	294	10	86	16	115	0	
4	Stanhope Beach	355	13	96	20	141	1	
5	Friston Road	432	6	78	18	176	2	
6	Suffolk	407	15	73	17	141	1	
7	Union Road	377	12	59	19	102	0	
8	North Winsloe	362	10	91	13	106	1	
9	Union	324	4	52	12	99	2	
10	Royalty Junction	312	11	62	22	110	1	
11	MacWilliams Drive	523	11	130	25	156	1	
12	Norwood Road	472	9	117	16	131	1	
<b>TOTALS</b>		<b>4,537</b>	<b>122</b>	<b>1,235</b>	<b>250</b>	<b>1,988</b>	<b>14</b>	

\* Includes the count for the Advance Poll, Mobile Poll, Hospitals and Mail-in Ballots

**No. 10 Charlottetown - Sherwood**  
**Returning Officer: Susan S. McInnis**

No.	POLLING DIVISION	CONFIRMED ELECTORS	BALLOTS CAST FOR CANDIDATES					Rejected Ballots
			(PC) MIKE GILLIS	(GP) SARAH JONES	(LIB) ROBERT MITCHELL	(NDP) KAT MURPHY		
*	Advance Poll		350	27	543	32	3	
1	Mount Edward Road	322	62	11	98	12	1	
2	Robin Avenue	465	74	12	141	16	0	
3	Heather Avenue	322	64	9	73	6	2	
4	Gamwell Avenue	290	71	17	69	4	0	
5	Ingswood Avenue	317	64	8	124	9	1	
6	Lincolnwood Drive	398	73	5	90	4	1	
7	Valdane Avenue	302	50	4	79	10	0	
8	Belvedere Avenue	329	71	7	85	10	1	
9	Pine Drive	333	76	9	83	9	1	
10	Ferndale Drive	336	77	16	117	10	0	
11	Enman Crescent	262	28	2	36	5	0	
<b>TOTALS</b>		<b>3,676</b>	<b>1,060</b>	<b>127</b>	<b>1,538</b>	<b>127</b>	<b>10</b>	

\* Includes the count for the Advance Poll, Mobile Poll, Hospitals and Mail-in Ballots

**No. 11 Charlottetown - Parkdale**  
**Returning Officer: Virginia M. Duffy**

No.	POLLING DIVISION	CONFIRMED ELECTORS	BALLOTS CAST FOR CANDIDATES						Rejected Ballots
			(LIB) DOUG CURRIE	(PC) BERNIE FLYNN	(GP) ELIZA KNOCKWOOD	(NDP) NOEL PAULEY			
*	Advance Poll		461	189	35	21		4	
1	MacArthur Drive	322	111	48	5	6		1	
2	Gordon Drive	377	135	78	8	7		1	
3	Walker Drive	316	129	57	3	8		0	
4	Park Royal Crescent	304	74	38	6	9		0	
5	Lily Pond Drive	338	99	60	17	5		6	
6	Jordan Crescent	249	61	35	5	9		0	
7	Upper Prince Street	265	84	32	26	10		2	
8	Birchwood Street	277	114	35	13	10		0	
9	Upper Hillsborough Street	295	74	16	15	10		0	
10	Granville Street	205	50	19	8	16		0	
11	Exhibition Drive	385	118	58	11	7		0	
<b>TOTALS</b>		<b>3,333</b>	<b>1,510</b>	<b>665</b>	<b>152</b>	<b>118</b>		<b>14</b>	

\* Includes the count for the Advance Poll, Mobile Poll, Hospitals and Mail-in Ballots

**No. 12 Charlottetown - Victoria Park**  
**Returning Officer: Amy J. Doyle**

No.	POLLING DIVISION	CONFIRMED ELECTORS	BALLOTS CAST FOR CANDIDATES							Rejected Ballots
			(LIB) RICHARD BROWN	(NDP) RITA JACKSON	(GP) SHARON LABCHUK	(PC) MYLES MACKINNON	(IP) PHILIP STEWART			
*	Advance Poll		479	44	61	201	6	9		
1	Belmont Street	295	86	9	19	40	2	0		
2	Pleasant Street	206	58	14	16	23	2	0		
3	Riverside Drive	267	81	9	21	39	2	2		
4	Weymouth Street	250	34	8	10	23	0	0		
5	Ole Kings Square	302	46	10	14	37	2	0		
6	Grafton Street	252	48	22	23	40	3	1		
7	Dorchester Street	355	51	17	39	36	0	3		
8	Water Street	300	58	8	27	41	0	2		
9	Harbourside	259	42	12	20	33	2	0		
10	All Souls Lane	329	58	20	17	40	0	2		
11	Fanningbank	353	71	4	11	29	0	0		
<b>TOTALS</b>			<b>1,112</b>	<b>177</b>	<b>278</b>	<b>582</b>	<b>19</b>	<b>19</b>		

\* Includes the count for the Advance Poll, Mobile Poll, Hospitals and Mail-in Ballots

**No. 13 Charlottetown - Brighton**

**Returning Officer: Robert (Bob) E. Anderson**

No.	POLLING DIVISION	CONFIRMED ELECTORS	BALLOTS CAST FOR CANDIDATES						Rejected Ballots
			(PC) LINDA CLEMENTS	(LIB) <b>ROBERT GHIZ</b>	(NDP) TREVOR JOHN LECLERC	(GP) ELIZABETH SCHOALES			
*	Advance Poll		231	390	25	33		1	
1	Newland Crescent	311	41	67	16	11		5	
2	Dunkirk Street	270	44	66	15	15		4	
3	Maloney Drive	322	58	55	21	18		0	
4	Smallwood Crescent	331	42	112	10	10		0	
5	Queen Elizabeth Drive	313	39	118	8	26		0	
6	York Lane	269	44	89	11	16		0	
7	Sidmount Avenue	278	47	81	10	31		0	
8	Ambrose Street	265	32	84	13	34		0	
9	Green Street	243	33	70	15	22		1	
10	Chestnut Street	207	37	47	13	11		1	
11	Douglas Street	233	51	49	19	11		2	
<b>TOTALS</b>		<b>3,042</b>	<b>699</b>	<b>1,228</b>	<b>176</b>	<b>238</b>		<b>14</b>	

\* Includes the count for the Advance Poll, Mobile Poll, Hospitals and Mail-in Ballots

**No. 14 Charlottetown - Lewis Point**  
**Returning Officer: Donna S. Gorveatt**

No.	POLLING DIVISION	CONFIRMED ELECTORS	BALLOTS CAST FOR CANDIDATES					Rejected Ballots
			(LIB) KATHLEEN CASEY	(PC) PARNELL KELLY	(NDP) JACQUIE ROBICHAUD	(GP) CHARLES SANDERSON		
*	Advance Poll		496	328	78	37	7	
1	Beach Grove	369	76	64	9	10	1	
2	Maypoint	213	58	32	18	4	0	
3	Chelsey Circle	324	90	49	16	10	0	
4	Hunter Creek Drive	404	130	81	23	16	1	
5	Cortland Street	297	71	50	16	6	2	
6	Browns Court	334	68	31	11	9	2	
7	Hutchinson Court	367	65	44	28	5	0	
8	Emerald Drive	298	34	34	15	3	2	
9	Hunt Avenue	392	37	27	10	4	1	
10	Waterview Heights	290	101	54	18	7	4	
11	Rosemount Drive	296	85	53	15	10	0	
12	Belfast Street	321	100	48	18	11	1	
<b>TOTALS</b>			<b>1,411</b>	<b>895</b>	<b>275</b>	<b>132</b>	<b>21</b>	

\* Includes the count for the Advance Poll, Mobile Poll, Hospitals and Mail-in Ballots

**No. 15 West Royalty - Springvale**  
**Returning Officer: Preston H. Wotton**

No.	POLLING DIVISION	CONFIRMED ELECTORS	BALLOTS CAST FOR CANDIDATES					Rejected Ballots
			(PC) GARY BOWNESS	(LIB) BUSH DUMVILLE	(GP) LIZ VAINÉ	(NDP) ANDREW WANT		
*	Advance Poll		379	428	31	40	12	
1	Colville Road	355	90	100	18	7	2	
2	Hampshire	281	82	63	7	5	1	
3	Warren Grove	259	39	81	11	8	2	
4	Milton Station	285	63	70	4	15	2	
5	Winsloe	250	60	74	9	13	0	
6	Highfield	296	95	62	11	7	1	
7	Evergreen Drive	230	57	60	6	10	1	
8	Windymere Drive	271	67	64	9	5	1	
9	Gates Drive	321	58	74	9	6	0	
10	Hillstrom Avenue	364	71	84	6	12	0	
11	Upton Road	475	117	102	14	21	2	
12	Thorndale Avenue	278	64	73	8	9	0	
13	Hurry Road	511	127	97	8	8	3	
<b>TOTALS</b>		<b>4,176</b>	<b>1,369</b>	<b>1,432</b>	<b>151</b>	<b>166</b>	<b>27</b>	

\* Includes the count for the Advance Poll, Mobile Poll, Hospitals and Mail-in Ballots

**No. 16 Cornwall -Meadowbank**

**Returning Officer: Beverly A. Gaudet**

No.	POLLING DIVISION	CONFIRMED ELECTORS	BALLOTS CAST FOR CANDIDATES						Rejected Ballots
			(GP) ALLIEANNA BALLAGH	(IP) JAY GALLANT	(PC) LARRY HOGAN	(LIB) RON MACKINLEY			
*	Advance Poll		44	9	247	580	7		
1	Chateau Estates	350	10	5	43	97	0		
2	Candlelight Park	314	9	3	54	98	1		
3	East Wiltshire	316	8	3	39	89	1		
4	Park Street	322	11	1	48	89	2		
5	Elliot Park	433	14	5	56	133	1		
6	York Point	199	7	3	35	81	0		
7	Primrose Point	444	17	5	55	130	5		
8	Hyde Street	358	17	3	39	123	1		
9	Appleby Lane	315	10	0	39	95	2		
10	Brookside Drive	363	14	4	33	83	0		
11	Seymour Drive	356	11	2	68	88	1		
<b>TOTALS</b>		<b>3,770</b>	<b>172</b>	<b>43</b>	<b>756</b>	<b>1,686</b>	<b>21</b>		

\* Includes the count for the Advance Poll, Mobile Poll, Hospitals and Mail-in Ballots

**No. 17 Kellys Cross - Cumberland**  
**Returning Officer: Jessie E. McCrady**

BALLOTS CAST FOR CANDIDATES															
No.	POLLING DIVISION	CONFIRMED ELECTORS	(PC)		(GP)		(NDP)		(LJB)		(IND)		(IP)		Rejected Ballots
			NEILA AULD	215	PETER BEVAN-BAKER	50	JESSE REDDIN COUSINS	28	VALERIE DOCHERTY	410	ARTHUR C. (SR.) MACKENZIE	1	PAUL SMITZ	7	
*	Advance Poll														0
1	Rocky Point	433	86	25	13	155	1	6	1					1	
2	New Dominion	367	62	14	25	121	0	2	0					2	
3	Rice Point	402	82	19	15	147	1	2	1					0	
4	Argyle Shore	378	80	24	17	107	2	4	2					1	
5	Strathgartney	366	53	17	8	117	0	1	0					0	
6	Kingston	379	56	17	16	98	2	3	2					0	
7	Green Bay	415	72	15	11	125	1	7	1					1	
8	South Melville	348	62	27	14	83	2	1	2					0	
9	Victoria	383	70	45	8	131	4	3	4					1	
10	Maplewood	381	68	26	9	136	1	5	1					0	
11	Emyvale	377	54	27	18	138	0	1	0					0	
<b>TOTALS</b>			<b>960</b>	<b>306</b>	<b>182</b>	<b>1,768</b>	<b>15</b>	<b>42</b>	<b>6</b>					<b>6</b>	

\* Includes the count for the Advance Poll, Mobile Poll, Hospitals and Mail-in Ballots

**No. 18 Rustico - Emerald**  
**Returning Officer: Ann C. MacLean**

No.	POLLING DIVISION	CONFIRMED ELECTORS	BALLOTS CAST FOR CANDIDATES				Rejected Ballots
			(LIB) <b>CAROLYN BERTRAM</b>	(PC) BRAD TRIVERS	(GP) RON WAGNER		
*	Advance Poll		330	259	30	3	
1	Founds Mills	370	121	114	11	3	
2	Breadalbane	305	102	81	12	0	
3	Fredericton	368	121	87	17	0	
4	Stanley Bridge	381	118	105	17	3	
5	Cape Road	362	124	103	11	2	
6	North Rustico	309	100	107	22	2	
7	St. Anns	335	69	63	16	1	
8	South Rustico	353	125	107	12	0	
9	Wheatley River	402	87	131	20	1	
10	Hunter River	357	100	108	7	0	
11	Darlington	325	101	76	12	2	
<b>TOTALS</b>			<b>1,498</b>	<b>1,341</b>	<b>187</b>	<b>17</b>	

\* Includes the count for the Advance Poll, Mobile Poll, Hospitals and Mail-in Ballots

**No. 19 Borden - Kinkora**

**Returning Officer: Clara (Claire) Lockhart**

No.	POLLING DIVISION	CONFIRMED ELECTORS	BALLOTS CAST FOR CANDIDATES				Rejected Ballots
			(PC) JAMIE FOX	(GP) CONOR LEGGOTT	(LIB) GEORGE WEBSTER		
*	Advance Poll		313	24	378	0	
1	Reads Corner	330	88	13	105	2	
2	Taylor Road	329	99	15	132	0	
3	Mill Valley	345	84	15	108	0	
4	South Freetown	324	94	13	109	1	
5	Lawless Road	349	78	6	149	1	
6	Maple Plains	347	96	6	83	0	
7	Tryon	387	101	23	96	0	
8	Cape Traverse	348	99	10	67	0	
9	Industrial Drive	271	104	3	41	0	
10	North Carleton	373	104	6	109	4	
11	Central Bedeque	310	88	10	93	0	
12	Lower Bedeque	432	120	16	120	1	
<b>TOTALS</b>			<b>1,468</b>	<b>160</b>	<b>1,590</b>	<b>9</b>	

\* Includes the count for the Advance Poll, Mobile Poll, Hospitals and Mail-in Ballots

**No. 20 Kensington - Malpeque**

**Returning Officer: Debby L. Sudsbury**

No.	POLLING DIVISION	CONFIRMED ELECTORS	BALLOTS CAST FOR CANDIDATES				Rejected Ballots
			(NDP) GEORGE S. HUNTER	(PC) WILBER LAMONT	(LIB) WES SHERIDAN		
*	Advance Poll		60	382	515	0	
1	Sherbrooke	258	17	47	93	0	
2	Starling Street	268	9	44	59	1	
3	Travellers Rest	377	14	68	109	0	
4	New Annan	304	10	57	71	1	
5	Kelvin Grove North	424	12	57	134	0	
6	Commercial Street	293	3	40	71	1	
7	MacLean Avenue	351	8	46	94	1	
8	Clermont	382	20	68	87	2	
9	Indian River	331	9	68	135	2	
10	Baltic	332	14	80	143	0	
11	Irishtown	353	8	94	123	1	
12	Southwest River	333	4	65	86	1	
13	Clinton	269	10	49	100	3	
<b>TOTALS</b>		<b>4,275</b>	<b>198</b>	<b>1,165</b>	<b>1,820</b>	<b>13</b>	

\* Includes the count for the Advance Poll, Mobile Poll, Hospitals and Mail-in Ballots

**No. 21 Summerside - Wilmot**  
**Returning Officer: Gary R. Simpson**

No.	POLLING DIVISION	CONFIRMED ELECTORS	BALLOTS CAST FOR CANDIDATES				Rejected Ballots
			(GP) ROSALYN ABBOTT	(PC) SHIRLEY ANNE CAMERON	(LIB) JANICE SHERRY		
*	Advance Poll		37	305	410	2	
1	North Granville	351	17	61	76	0	
2	Roy Boates Avenue	314	9	45	70	1	
3	MacEwen Road North	395	9	75	113	0	
4	LeFurgey Avenue	282	6	20	79	0	
5	High Street	311	9	58	70	0	
6	Gerri Lynn Crescent	292	21	50	78	0	
7	Milton Avenue	300	12	38	70	1	
8	Russell Street	271	16	47	39	2	
9	Harvard Street East	373	21	50	86	1	
10	Balcom Drive	356	10	63	99	0	
11	Gillespies Creek	278	14	62	67	0	
12	Hillside Avenue	351	24	63	125	1	
<b>TOTALS</b>			<b>205</b>	<b>937</b>	<b>1,382</b>	<b>8</b>	

\* Includes the count for the Advance Poll, Mobile Poll, Hospitals and Mail-in Ballots

**No. 22 Summerside - St. Eleanors**  
**Returning Officer: Sheila D. Kenny**

No.	POLLING DIVISION	CONFIRMED ELECTORS	BALLOTS CAST FOR CANDIDATES						Rejected Ballots
			(GP) CALEB ADAMS	(PC) MERLIN CORMIER	(LIB) <b>GERARD</b> <b>GREENAN</b>	(NDP) PAULETTE HALUPA			
*	Advance Poll		31	331	491	31		4	
1	Century Court	548	14	98	146	11		1	
2	Hately Crescent	330	8	56	81	8		0	
3	Pope Road	533	2	81	78	9		1	
4	Brophy Street	418	6	74	86	12		1	
5	Hunter Avenue	394	9	57	95	10		0	
6	Hawthorne Avenue	347	18	59	80	2		0	
7	Beattie Avenue	398	15	50	78	14		3	
8	Maddix Crescent	337	10	70	70	18		1	
9	Church Street	356	17	43	69	11		2	
10	Northmarket Street	317	12	71	77	7		0	
11	Greenwood Drive	365	3	47	75	14		1	
<b>TOTALS</b>		<b>4,343</b>	<b>145</b>	<b>1,037</b>	<b>1,426</b>	<b>147</b>		<b>14</b>	

\* Includes the count for the Advance Poll, Mobile Poll, Hospitals and Mail-in Ballots

**No. 23 Tyne Valley - Linkletter  
Returning Officer: Marion R. McNeill**

No.	POLLING DIVISION	CONFIRMED ELECTORS	BALLOTS CAST FOR CANDIDATES			Rejected Ballots
			(LIB) PAULA BIGGAR	(PC) JIM HENWOOD		
*	Advance Poll		258	174		2
1	Lennox Island	177	73	51		1
2	East Bideford	353	105	113		3
3	Port Hill	336	129	114		1
4	Birch Hill	356	123	94		2
5	Cross River	207	83	46		1
6	Central Lot 16	284	116	79		10
7	Slemon Park	438	106	70		4
8	East Drive	361	91	89		3
9	Darby Drive	296	112	79		7
10	Linkletter	348	121	77		1
11	Brooks Avenue	280	73	51		1
<b>TOTALS</b>		<b>3,436</b>	<b>1,390</b>	<b>1,037</b>		<b>36</b>

\* Includes the count for the Advance Poll, Mobile Poll, Hospitals and Mail-in Ballots

**No. 24 Evangeline - Miscouche**  
**Returning Officer: Judy M. Gallant**

No.	POLLING DIVISION	CONFIRMED ELECTORS	BALLOTS CAST FOR CANDIDATES						Rejected Ballots
			(IP) ARTHUR ARSENAULT	(PC) EDGAR ARSENAULT	(LIB) SONNY GALLANT	(GP) MELISSA HOTTE			
*	Advance Poll		7	76	397	7	1		
1	St. Philip	278	2	63	156	10	0		
2	Urbainville	383	4	54	203	5	1		
3	Maximeville	357	4	39	205	6	1		
4	Wellington	338	4	46	187	5	1		
5	Union Corner	304	0	32	177	7	0		
6	St. Nicholas	229	1	29	96	8	0		
7	Miscouche North	397	2	49	152	12	2		
8	Miscouche South	348	2	30	149	4	0		
<b>TOTALS</b>		<b>2,634</b>	<b>26</b>	<b>418</b>	<b>1,722</b>	<b>64</b>	<b>6</b>		

\* Includes the count for the Advance Poll, Mobile Poll, Hospitals and Mail-in Ballots

**No. 25 O'Leary - Inverness**

**Returning Officer: Margie E. MacWilliams**

No.	POLLING DIVISION	CONFIRMED ELECTORS	BALLOTS CAST FOR CANDIDATES		Rejected Ballots
			(LIB) <b>ROBERT HENDERSON</b>	(PC) <b>DANIEL MACDONALD</b>	
*	Advance Poll		488	408	8
1	Howlan	325	89	66	0
2	O'Leary North	332	67	84	2
3	Glengarry	298	90	82	2
4	West Cape	329	79	96	0
5	Hebron	344	72	70	1
6	O'Leary South	296	63	68	1
7	Coleman	297	65	49	1
8	Portage	330	84	50	1
9	Conway	398	187	92	0
10	Enmore	344	147	82	2
<b>TOTALS</b>		<b>3,293</b>	<b>1,431</b>	<b>1,147</b>	<b>18</b>

\* Includes the count for the Advance Poll, Mobile Poll, Hospitals and Mail-in Ballots

**No. 26 Alberton - Roseville**  
**Returning Officer: Jean E. Meggison**

No.	POLLING DIVISION	CONFIRMED ELECTORS	BALLOTS CAST FOR CANDIDATES						Rejected Ballots
			(IP) MITCH GALLANT	(PC) DAVID GORDON	(LIB) PAT MURPHY	(GP) GERALD O'MEARA			
*	Advance Poll		13	381	592	30	5		
1	Kelly Road	301	13	77	103	3	1		
2	Brockton	318	1	78	89	7	1		
3	Rosebank	327	2	83	78	0	0		
4	Mill River	361	1	90	103	9	2		
5	Cascumpec	371	2	118	88	11	1		
6	Northport	378	2	68	117	1	0		
7	Alberton West	317	1	44	108	0	1		
8	Alberton East	429	2	65	114	1	0		
9	Montrose	347	4	65	120	7	1		
10	Alma	301	2	68	92	2	0		
<b>TOTALS</b>		<b>3,450</b>	<b>43</b>	<b>1,137</b>	<b>1,604</b>	<b>71</b>	<b>12</b>		

\* Includes the count for the Advance Poll, Mobile Poll, Hospitals and Mail-in Ballots

**No. 27 Tignish - Palmer Road**  
**Returning Officer: Betty Jean Savidant**

No.	POLLING DIVISION	CONFIRMED ELECTORS	BALLOTS CAST FOR CANDIDATES				Rejected Ballots
			(LIB) NEIL LECLAIR	(PC) HAL PERRY	(IP) DEREK D. PETERS		
*	Advance Poll		406	464	6	2	
1	Seacow Pond	328	59	84	4	1	
2	Nail Pond	346	93	82	2	2	
3	Skimmers Pond	283	95	67	4	0	
4	Ebbsfleet	321	121	71	5	2	
5	St. Louis	308	83	74	1	0	
6	Profits Corner	288	76	73	0	1	
7	Tignish Corner	329	57	71	1	2	
8	Judes Point	336	60	78	0	1	
9	St. Felix	341	92	111	3	0	
<b>TOTALS</b>		<b>2,880</b>	<b>1,142</b>	<b>1,175</b>	<b>26</b>	<b>11</b>	

\* Includes the count for the Advance Poll, Mobile Poll, Hospitals and Mail-in Ballots